



FLOOR CLEANING MACHINES

Industrial floor  
cleaning machines  
made in Italy



ESCALATOR AND  
TRAVELATOR CLEANER

# EC52

FAST, SIMPLE, EFFECTIVE, AND RELIABLE



ESCALATOR CLEANER



TRAVELATOR CLEANER

In a matter of minutes, the EC52 sweeps, washes, dries, and polishes any type of escalator and travelator.

# EC52

## ESCALATOR AND TRAVELATOR CLEANER

### Perfectly clean escalators in less than an hour!

The revolutionary design of the EC52 enables it to work in 2 phases, dry and wet.

The dry sweep cycle removes stones, sand and any other deposits from the grooves on the treads and from between the step and the escalator's side balustrade.

The wet cycle removes all stains and encrustations thanks to the combined action of the detergent solution, which is sprayed directly onto the steps and the special PPL brushes that ensure deep cleaning without scratching the paint or coating on the escalators or moving walkways.

### Fast, simple, effective, and reliable

Compact and easy to handle, when in position, the EC52 escalator cleaner works autonomously, leaving the operator free to use cleaning time more productively.

The EC52 brush deck (sweep/wash unit) is protected by a stainless-steel casing: it protects the machine and creates a vacuum chamber around the brushes, which maximizes the suction power to remove all residues.

With its Edge2Edge® technology, the EC52 cleans escalators and moving walkways from side to side no matter how wide they are. In fact, the brush deck is fitted with thin spacers on one side, which allow the brushes to be placed flush with escalator side panel. The brush deck then simply rotates 180° to clean the opposite side of the escalator with the same precision.

### OPTIONAL AUXILIARY VACUUM



In particularly dusty environments the EC52 can be connected to an external vacuum.

### SCRUBBER-DRYER SQUEEGEE



The EC52 TOP version includes a squeegee, making it possible to use the machine to scrub and dry small areas.

### LIFTING HANDLES AND WHEELS FOR TRANSPORT



Agilely transport the machine to the work site, in any application

### WORKS AUTONOMOUSLY



Once positioned, the machine works completely autonomously, and the user can therefore carry out other tasks in the vicinity, whilst supervising operation.

### SWEEPING AND WASHING PHASES

#### DRY CLEANING PHASE

The dry cycle, removes and vacuums small stones, dust, sand, and other small objects that can damage the internal mechanisms of an escalator.

#### WET CLEANING PHASE

Vaporizing a specially formulated substance, it's possible to remove stains and stuck on dirt, such as fat residues, oil, drinks, and other dirt that isn't eliminated in the dry cycle.



### COMPLETE ACCESSORY KIT

The kit includes a spray gun for the pre-wash stage, and a tool to clean the risers. The kit is standard for the TOP version or is available as an optional for the BASE version. The EC52 is the most complete, versatile, and competitive escalator cleaner on the market.



### HIGH CAPACITY TANKS, EASY TO INSPECT

Extend up time and make cleaning the machine after operation simpler.



### VACUUM CHAMBER IN STAINLESS STEEL

The brush deck's protective casing, in stainless steel, safeguards its components from accidental impact and creates an efficient vacuum chamber that guarantees complete pick up of water and debris.



### BRUSHES IN PPL AND TYNEX

Interchangeable, according to the characteristics of the steps, the dirt, and the choice of cleaning mode.

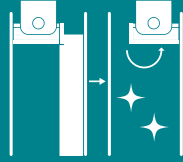




## EDGE2EDGE® TECHNOLOGY



Close cleaning right up until the escalators balustrade, independent of the width of the steps.



### VERSIONS

TOP (230/50; 110/60; 230/60) - full optional /  
BASE (230/50; 110/60; 230/60)

### APPLICATIONS:

Commercial centers, multistory car parks, subway systems, stations, airports, casinos, hotels and resorts, public and private buildings, supermarkets, theme parks, cruise ships, museums...

### SURFACES

Escalators, travelators, moving walk ways, moving sidewalks, horizontal escalators, and small floor areas.

	EC52
CLEANING PATH	510 mm
HOURLY PERFORMANCE	1000 m <sup>2</sup> /h
SOLUTION TANK CAPACITY	35 L
RECOVERY TANK CAPACITY	35 L
MOTOR	230 V / 50-60Hz
BRUSH MOTOR	900 W
VACUUM MOTOR	1200 W
WATER PICK-UP	2.100 mm H <sub>2</sub> O
BRUSH DIAMETER	115 mm
SQUEEGEE LENGTH	870 mm
BRUSH SPEED	400 rpm
BRUSH PRESSURE	30 kg
WEIGHT	96 kg
DIMENSIONS - WITHOUT SQUEEGEE (L x W x H)	1200 x 580 x 970 mm

### PLUS



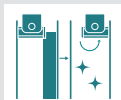
ESCALATOR CLEANER



TRAVELATOR CLEANER




ROTATING BRUSH HEAD



EDGE2EDGE®

DOUBLE BRUSH SYSTEM / EDGE2EDGE® TECHNOLOGY / HIGH CAPACITY + EASY TO INSPECT TANKS / CYLINDRICAL TYNEX OR PPL BRUSHES / HANDLES FOR LIFTING AND WHEELS TO TRANSPORT / OPTIONAL EXTERNAL VACUUM CLEANER / WORKS WITHOUT OPERATOR / USE AS A SCRUBBER-DRYER



EUREKA S.P.A.

VIALE DELL'ARTIGIANATO N. 30/32 35013 CITTADELLA (PD) ITALY

TEL +39 049 9481800 - FAX +39 049 9481899

INFO@EUREKASWEEPERS.COM

WWW.EUREKASWEEPERS.COM

